

How to Access PACE (Professor and Course Evaluation) Surveys Using the Kscope Portal

Login to the Kscope Portal:

1. Open a web browser (e.g. Safari, Chrome, Internet Explorer) and access the URL shown below:
kscope.uchastings.edu
2. To log in, use your Hastings email user name (without @uchastings.edu) and password.
 - If you have issues logging in, please send an email to the UC Hastings Help Desk (helpdesk@uchastings.edu)

Access PACE Surveys:

1. Once you have logged into the Kaleidoscope portal or Kscope portal, click on **Academic Resources** as shown below.

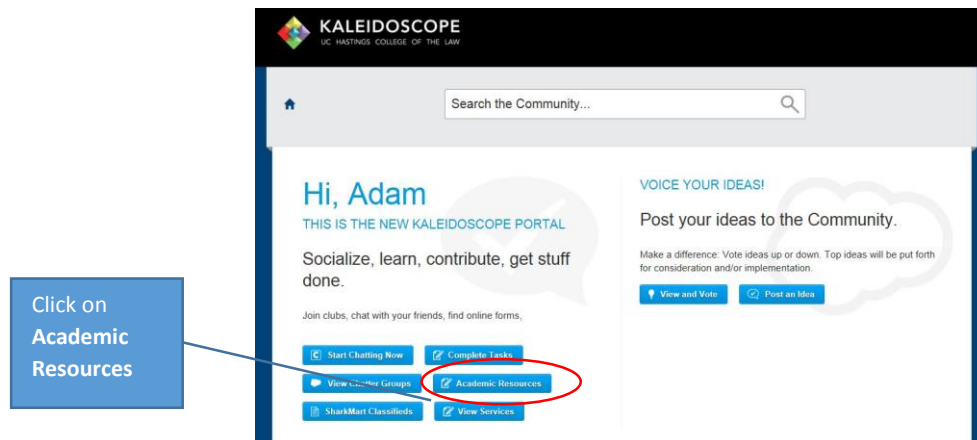


Figure 1- Kaleidoscope Portal Home Page

2. Click on **PACE Evaluations** in the side menu then click on the course you will be evaluating.

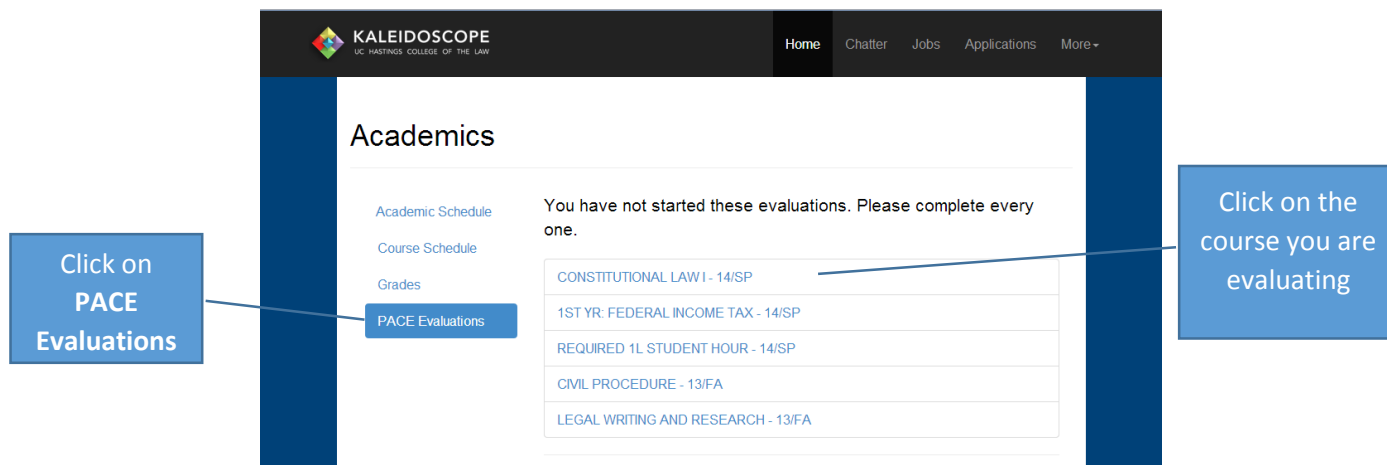


Figure 2 – PACE Evaluations Page

3. After completing the survey, click on **Submit** at the end of the survey.

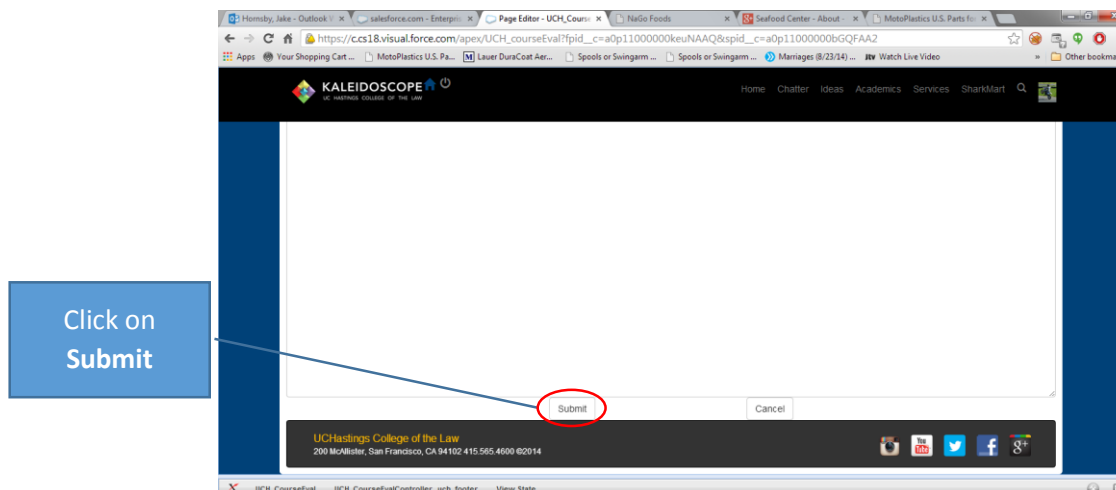


Figure 3 – PACE Survey