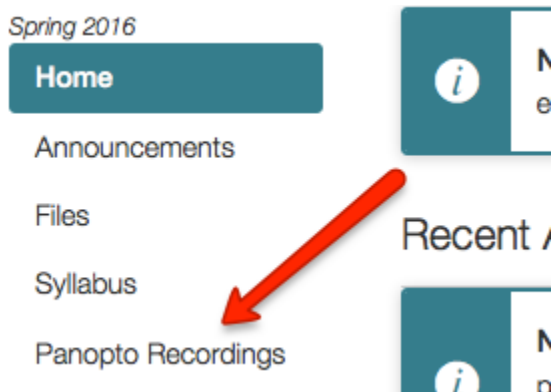
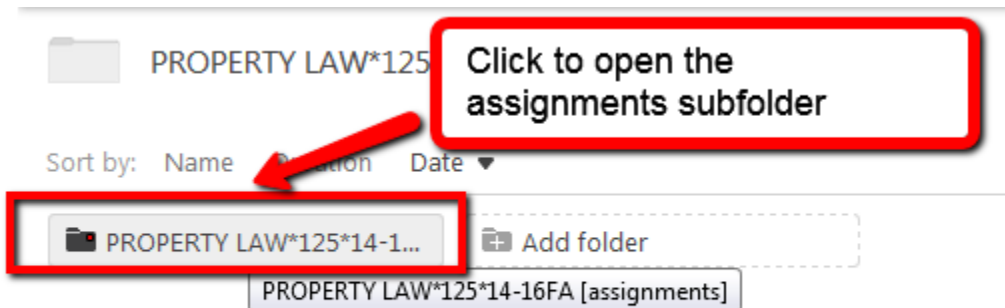


Instructions for Faculty - Student Access to Recordings:

1. Log in to Canvas. Click on the Panopto Recordings link in the main Navigation sidebar:

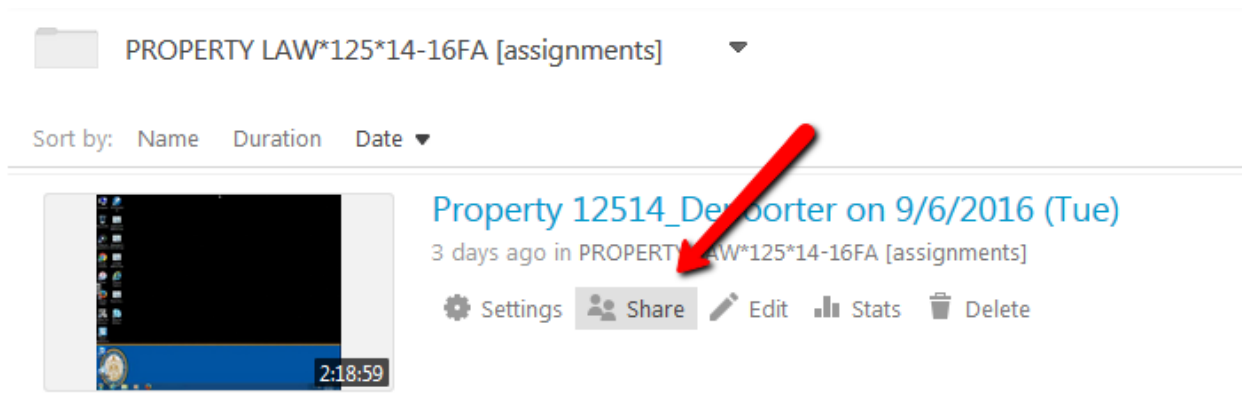


2. Click on the assignments subfolder to view available recordings:



This folder is empty


3. Hover over the filename to reveal the "Share" button. Click to share the file with students:



4. Type in the students' Hastings username under "Invite people". This is the same username that the student uses to access all College applications:

Invite people:

Type username here

| | |
|---|----------------|
|  api\canvasstudent | Suggested user |
|  canvasintegration\canvasstudent | Suggested user |

5. Be sure to select "canvasintegration" as the identity provider when it pops up:

Invite people:

Select "canvasintegration\username"

6. Click "Save". The file is now shared with the student.

Invite people:

Click save